

# PERSONALITY ASSESSMENT\*

## DISCOVER THE CAREER THAT BEST FITS YOUR PERSONALITY

Have you ever considered nursing? Nursing can take you from an adrenaline-filled ER to the other side of the world as a missionary nurse; and, it is one of the most in demand jobs on the market.\*\*

Answer each question honestly – there are no right or wrong answers!

If you can't decide, choose the option that best describes what you would most often prefer or how you would most often act. Circle one letter per line.



chamberlain.edu

### DO YOU

[ E ]	have lots of friends	[ I ]	have a few close friends
[ I ]	avoid attention	[ E ]	seek out attention
[ E ]	talk more than listen	[ I ]	listen more than talk
[ I ]	seek out quiet areas to study alone	[ E ]	seek out group study areas

### ARE YOU

[I]	hard to read	[E]	easy to read
[N]	inventive	[S]	practical
[N]	more often restless	[S]	more often content
[T]	truthful, no matter what	[F]	tactful, no matter what

### DO YOU

[S]	live in the moment	[N]	live for the future
[S]	read the instructions	[N]	figure it out yourself
[N]	admire great leaders	[S]	admire great artists
[F]	respond emotionally	[T]	respond logically

### DO YOU

[F]	dislike insensitive people	[T]	dislike overemotional people
[T]	believe rules are rules	[F]	believe there are exceptions to rules
[F]	prefer public appreciation	[T]	prefer personal rewards
[J]	prefer finishing projects	[P]	prefer starting projects

### ARE YOU

[J]	more of a planner	[P]	more spontaneous
[P]	happier when your options are open	[J]	happier once a decision is made
[J]	usually on time	[P]	often late
[J]	a "work now, play later" type	[P]	a "play now, work later" type

### Add up how many of each letter you have and put them in the boxes to the right.


For each set of two letters, the letter that received the higher score represents that part of your personality type. Write your four letters in the boxes on the inside and find your personality description.

I	<input type="text"/>	S	<input type="text"/>	T	<input type="text"/>	J	<input type="text"/>
E	<input type="text"/>	N	<input type="text"/>	F	<input type="text"/>	P	<input type="text"/>


\***Disclaimer for Personality Assessment:** The Chamberlain College of Nursing Personality Assessment is loosely based on a Myers-Briggs Type Indicator, providing 16 personality types and aligning them with potential career options based on those results. The Chamberlain Personality Assessment is intended for informative purposes only and the individual results are not intended to guarantee or imply any psychological or sociological evaluation or diagnosis.

\*\* The U.S. Bureau of Labor Statistics, March 9, 2012


# I AM A...




I or E



S or N



T or F



J or P

## ENFP YOU ARE A TRAILBLAZER (INVENTOR)

You are an imaginative, adaptive and inspired person. Diversity – of projects, people and environment – is important to you. Look for careers that require ingenuity, initiative and problem-solving skills.

- |   |   |
|---|---|
| <input type="checkbox"/> Web Graphic Designer         | <input type="checkbox"/> Marketing Consultant |
| <input type="checkbox"/> Informatics Nurse Specialist | <input type="checkbox"/> Hydrologist          |

## ENFJ YOU ARE A LEADER (DIPLOMAT)

You are an approachable, idealistic person and a natural leader. You may be drawn to careers that involve communication and helping others to reach their potential. Look for careers that require energy and organizational skills.

- |  |  |
|--|--|
| <input type="checkbox"/> Marketing Executive | <input type="checkbox"/> Project Manager |
| <input type="checkbox"/> Nurse Legislator    | <input type="checkbox"/> Nurse Executive |

## ENTP YOU ARE A SOCIALITE (OPTIMIST)

You approach every challenge with a positive outlook and a sense of humor. Fun and excitement are important to you in both life and work. Look for careers that require creativity and quick thinking.

- |  |   |
|--|---|
| <input type="checkbox"/> Sales Manager | <input type="checkbox"/> Chief Nursing Office |
| <input type="checkbox"/> Legal Nurse   | <input type="checkbox"/> Financial Advisor    |

## ENTJ YOU ARE A LEADER


You are an excellent decision-maker who values logic and will work to master anything that intrigues you. Organization is important to you, as is the ability to put your natural leadership skills to work. Look for careers that require leadership and problem-solving skills.

- |  |  |
|--|--|
| <input type="checkbox"/> Biomedical Engineer | <input type="checkbox"/> Health Policy Nurse |
| <input type="checkbox"/> Legislative Nurse   | <input type="checkbox"/> Computer Forensics  |

## ESFP YOU ARE A SOCIALITE (TEAM PLAYER)

Your adaptable, easy-going nature and common sense make you a welcome addition to any group. Careers where you can be personally involved, out in the field or working directly with the people will interest you most. Look for multi-tasking careers that require rational thinking and conversational skills.

- |   |  |
|---|--|
| <input type="checkbox"/> Medical Technologist | <input type="checkbox"/> Public Relations Specialist |
| <input type="checkbox"/> Public Health Nurse  | <input type="checkbox"/> Rehabilitation Nurse        |



chamberlain.edu

### ESFJ YOU ARE AN EDUCATOR (HELPER)

You are responsible, friendly and sympathetic. You like to help people in tangible, immediate ways that satisfy your practical nature. You may prefer to directly see the impact of your work on other's lives. Look for careers that require social and organizational skills.

- |  |  |
|--|--|
| <input type="checkbox"/> Health Care Administrator | <input type="checkbox"/> Special Education Teacher |
| <input type="checkbox"/> Nurse Educator            | <input type="checkbox"/> School Nurse              |

### ESTP YOU ARE AN ADVENTURER

You are easy going and spontaneous. Variety and a quick pace are very important to you. Choose an environment that lets you do things your way, respond to crisis and create tangible results. Look for careers that require perception and problem-solving abilities.

- |  |  |
|--|--|
| <input type="checkbox"/> Environmental Scientist | <input type="checkbox"/> Travel Nurse        |
| <input type="checkbox"/> Public Relations        | <input type="checkbox"/> Critical Care Nurse |

### ESTJ YOU ARE AN EDUCATOR (FINISHER)

With a logical approach to problem solving and practical, responsible nature, you are a trusted team member. Systems and processes are important to you because they help you get the job done. Look for a career that involves measurable results and requires a matter-of-fact personality.

- |  |  |
|--|--|
| <input type="checkbox"/> Public Health Advocate  | <input type="checkbox"/> Career/Vocational Trainer |
| <input type="checkbox"/> Post Secondary Educator | <input type="checkbox"/> Nurse Educator            |

### INFP YOU ARE COMPASSIONATE (A RARE THINKER)

You are a sensitive, curious and compassionate individual. Having time and space to focus and work is important to you, as is the ability to express your creativity in accordance with your values and beliefs. Look for careers that make good use of your long-range vision and caring nature.

- |  |  |
|--|--|
| <input type="checkbox"/> Home Care Nurse           | <input type="checkbox"/> Employee Development Specialist |
| <input type="checkbox"/> Elementary School Teacher | <input type="checkbox"/> Mental Health Nurse             |

### INFJ YOU ARE A LEADER (HUMANITARIAN)

You are an independent and original thinker with strong beliefs and personal integrity. While you enjoy working independently, you also may like an environment where you can share and connect with others. Look for careers that require commitment, determination and persuasive skills.

- |   |  |
|---|--|
| <input type="checkbox"/> Environmental Engineer | <input type="checkbox"/> Legal Nurse   |
| <input type="checkbox"/> Nursing Case Manager   | <input type="checkbox"/> Social Worker |

## INTP YOU ARE A TRAILBLAZER (PROBLEM-SOLVER)

Your attention to detail and belief in reason help you tackle complex problems with patience. You enjoy analyzing and developing ideas. Look for careers that require analytical skills, independence and ingenuity.

- |   |   |
|---|---|
| <input type="checkbox"/> Genetics Nurse | <input type="checkbox"/> Computer & Information Systems Manager |
| <input type="checkbox"/> Chemist        | <input type="checkbox"/> Nurse Researcher                       |

## INTJ YOU ARE A DIVERSE PERSONALITY (PERFECTIONIST)

You are a competent individual, with both strategic insight and creative skills. You enjoy working independently and like to be acknowledged for your original ideas. Compensation and fair performance standards are important to you. Look for careers that require focus, reason, independence and energy.

- |   |  |
|---|--|
| <input type="checkbox"/> Environmental Technician | <input type="checkbox"/> Corporate Nurse |
| <input type="checkbox"/> Database Administrator   | <input type="checkbox"/> Nurse Attorney  |

## ISFJ YOU ARE COMPASSIONATE (A LISTENER)

You are devoted and perceptive, with a strong work ethic. Your down-to-earth approach to problems is greatly appreciated. A more "behind-the-scenes" environment in which to complete projects or work with people one-on-one may fit best. Look for careers that require accuracy and a service-minded nature.

- |  |   |
|--|---|
| <input type="checkbox"/> Computer Support Specialist | <input type="checkbox"/> Guidance Counselor                 |
| <input type="checkbox"/> Mother/Baby Wellness Nurse  | <input type="checkbox"/> Domestic Violence Nurse Specialist |

## ISFP YOU ARE A SOCIALITE (CONTRIBUTOR)

You are sensitive and patient with a relaxed and non-judgemental view of the world. A career that lets your actions speak for you and to learn by doing is important. Look for flexible careers that require attention to detail and short-range planning skills.

- |  |   |
|--|---|
| <input type="checkbox"/> Clerical Supervisor | <input type="checkbox"/> Nursing Advocate         |
| <input type="checkbox"/> Missionary Nurse    | <input type="checkbox"/> Field Service Technician |

## ISTJ YOU ARE A DIVERSE PERSONALITY (REALIST)

You are trustworthy, pragmatic and hardworking. Your accuracy and ability to concentrate on the task at hand make you a detail specialist. Careers that focus on tangible products, services and technical abilities may appeal to you. Look for careers that require good judgment and practicality.

- |   |   |
|---|---|
| <input type="checkbox"/> Psychology Nurse | <input type="checkbox"/> Software Developer |
| <input type="checkbox"/> Accountant       | <input type="checkbox"/> Nurse Researcher   |

## ISTP YOU ARE AN ADVENTURER (DO-IT-YOURSELFER)

You are an honest, practical individual. You may be skilled at working with your hands and you definitely have a curious mind. You appreciate an environment without too many rules, where you can troubleshoot as you see fit. Look for careers that require independence, analysis and strong sense of justice.

- |   |  |
|---|--|
| <input type="checkbox"/> Computer Hardware Engineer | <input type="checkbox"/> Emergency Room Nurse        |
| <input type="checkbox"/> Military Nurse             | <input type="checkbox"/> Data Information Technician |